

## PLANE PLUS

### Version


Plus - Wall 90 cm - Black - 800 m<sup>3</sup>/h

### Collection

Design

### EAN code

8034122367132



*The photograph is purely for information  
It may not correspond to the selected version.*

## FEATURES

Perimeter suction  
Electronic control  
Metallic grease filter,  
removable and washable  
Combined regenerable  
Carbon.Zeo filter (optional)  
Remote control (optional)  
Dimmable led lighting  
Dynamic LED Light (2700K -  
5600K)  
Dialogue system with auto  
mode

## OPTIONAL ACCESSORIES

**KACL.1032#NF**  
Extension H700 Wall - Black  
**KACL.1033#NF**  
Extension H960 Wall - Black  
**KACL.961**  
Charcoal and Zeolite filter  
**105080053**  
Remote control

## TECHNICAL FEATURES

**Installation type**  
Wall  
**Dimensions**  
90 cm  
**Finishing**  
Painted black steel  
**Motor**  
800 m<sup>3</sup>/h  
**Type of control**  
Electronic control  
**Speed settings**  
4  
**Lighting**  
Strip Led - 2700 K / 5600 K  
**Minimum distance**  
Gas hob: 60 cm  
Electric hob: 52 cm

## PACKAGING:WEIGHTS AND VOLUMES

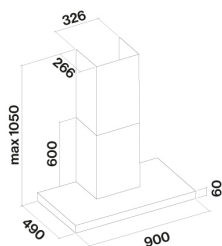
**Gross weight**  
24 kg  
**Net weight**  
19 kg  
**Volumes**  
0.28 m<sup>3</sup>  
**Packaging size**  
Length  
995 mm  
Height  
480 mm  
Depth  
595 mm

## CONSUMPTION AND CONNECTION FEATURES

**Maximum consumption**  
280 W  
**Voltage**  
220-240V  
**Frequency**  
50-60Hz

## MOTOR TECHNICAL SHEET

**Maximum capacity**  
641 m<sup>3</sup>/h  
I.E.C. 61591  
**Maximum noise level**  
69 dB(A)re1pW  
I.E.C.60704-2-13  
**Maximum pressure (Pa)**  
500 Pa  
**Max. motor power**  
245 W  
**ENERGY CLASS**  
A



## PLANE PLUS

### Version

Plus - Wall 90 cm - Black - 800  
m3/h

### Collection

Design

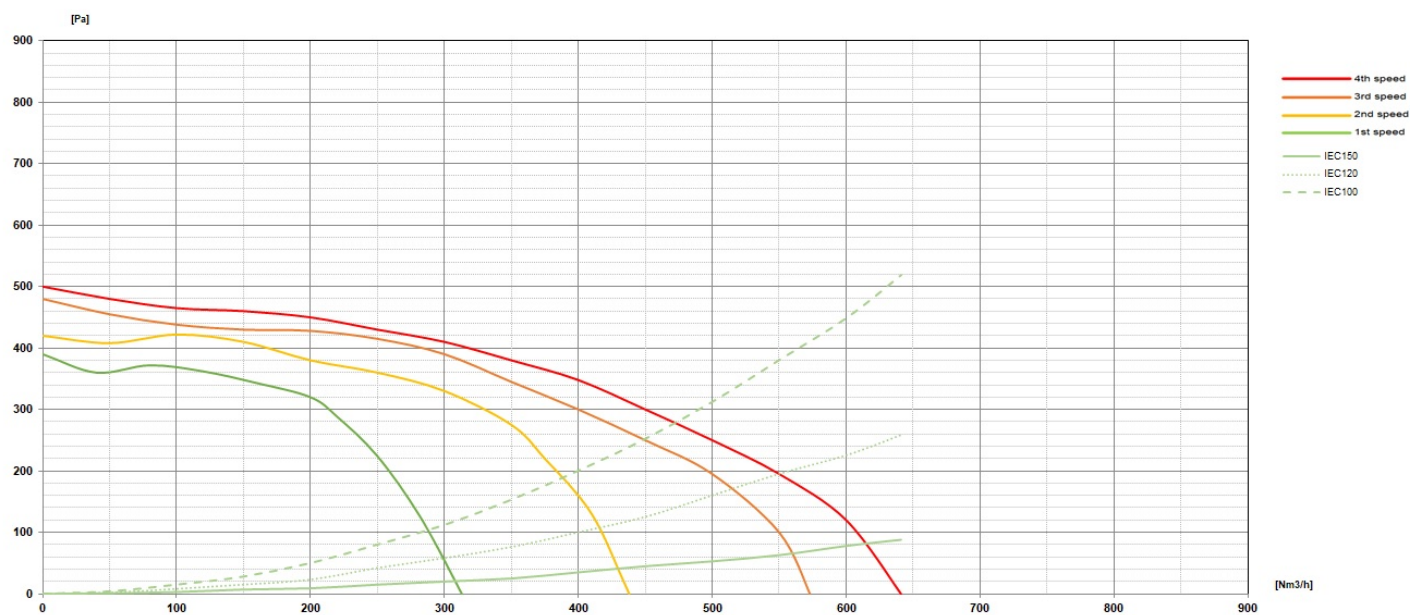
### EAN code

8034122367132

## MOTOR TECHNICAL SHEET

| Motor speed  | 1   | 2   | 3   | 4   |
|--|-----|-----|-----|-----|
| Noise level<br>dB(A) <sub>re1pW-I.E.C.60704-2-13</sub> | 51  | 61  | 66  | 69  |
| Capacity (m3/h)<br>I.E.C.61591                         | 313 | 468 | 573 | 641 |
| Maximum pressure (Pa)                                  | 390 | 420 | 480 | 500 |
| Motor Power (W)  | 145 | 175 | 215 | 245 |
| Air outlet   | 150 | 150 | 150 | 150 |

## CAPACITY / PRESSURE



## PLANE PLUS

### Version

Plus - Wall 90 cm - Black - 800 m3/h

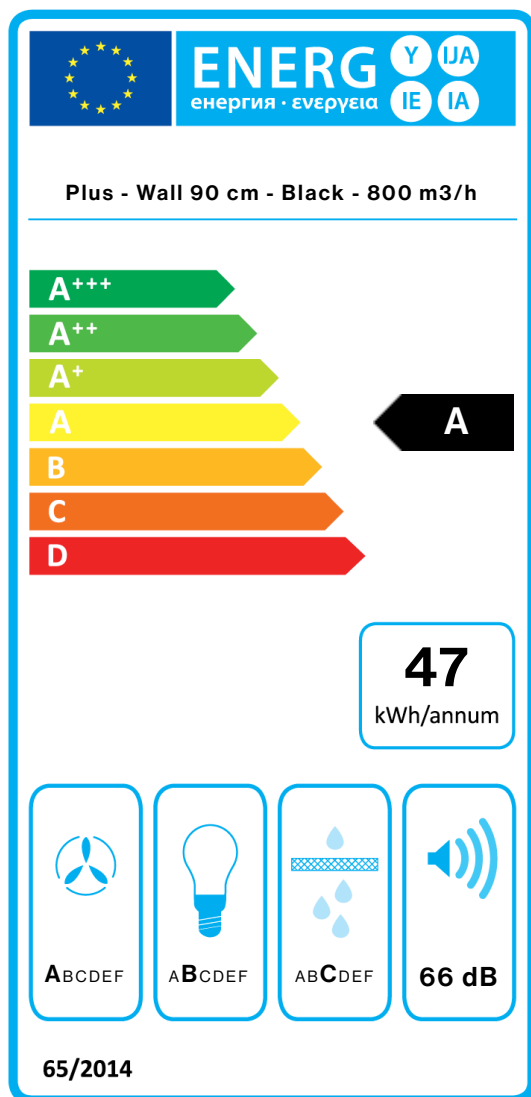
### Collection

Design

### EAN code

8034122367132

## ENERGY LABEL



| PF         |                                      |                   |
|------------|--------------------------------------|-------------------|
| S          | Falmec Spa                           |                   |
| M          | Plus - Wall 90 cm - Black - 800 m3/h |                   |
| AEC        | 46,9                                 | kWh/a             |
| EEC        | A                                    |                   |
| FDE        | 29,2                                 |                   |
| FDEC       | A                                    |                   |
| LE         | 22,0                                 |                   |
| LEC        | B                                    |                   |
| GFE        | 80,0                                 |                   |
| GFEC       | C                                    |                   |
| Qmin       | 313,0                                | m <sup>3</sup> /h |
| Qmax       | 573,0                                | m <sup>3</sup> /h |
| Qboost     | 641,0                                | m <sup>3</sup> /h |
| SPEmin     | 51                                   | dBa               |
| SPEmax     | 66                                   | dBa               |
| SPEboost   | 69                                   | dBa               |
| PO         | -                                    | W                 |
| PS         | 0,48                                 | W                 |
| PI         |                                      |                   |
| F          | 0.9                                  |                   |
| EEL        | 52,1                                 |                   |
| Qbep       | 366,0                                | m <sup>3</sup> /h |
| Pbep       | 373                                  | Pa                |
| Qboost     | 641,0                                | m <sup>3</sup> /h |
| Wbep       | 130,0                                | W                 |
| WL         | 5,80                                 | W                 |
| Emiddle    | 128                                  | lex               |
| Lwa-SPEmax | 66                                   | dBa               |

**PF\_Product fiche according to 65/2014** S\_Supplier name / M\_Model identification / AEC\_Annual Energy Consumption (AEC hood) / EEC\_Energy Efficiency class / FDE\_Fluid Dynamic Efficiency (FDE hood) / FDEC\_Fluid Dynamic Efficiency class / LE\_Lighting Efficiency (LE hood) / LEC\_Lighting Efficiency class / GFE\_Grease Filtering Efficiency / GFEC\_Grease Filtering Efficiency class / Qmin\_Air flow (in m<sup>3</sup>/h) at min speed in normal use / Qmax\_Air flow (in m<sup>3</sup>/h) at max speed in normal use / Qboost\_Air flow (in m<sup>3</sup>/h) at intensive or boost setting (max air-flow) / SPEmin\_Airborne acoustical A-weighted sound power emissions at min speed in normal use / SPEmax\_Airborne acoustical A-weighted sound power emissions at max speed in normal use / SPEboost\_Airborne acoustical A-weighted sound power emissions (in dB) at intensive or boost setting / PO\_Power consumption in off mode (Po) / Ps\_Power consumption in stand by mode (Ps). **PI\_Additional information according to 66/2014** F\_Time increase factor / EEL\_Energy Efficiency Index / Qbep\_Measured air flow rate at best efficiency point / Pbep\_Measured air pressure at best efficiency point / Qboost\_Maximum air flow / Wbep\_Measured electric power input at best efficiency point / WL\_Nominal power of the lighting system / Emiddle\_Average illumination of the lighting system on the cooking surface / Lwa=SPEmax\_Sound pressure level at the highest speed.