

PLANE PLUS

Version

Plus - Wall 90 cm - White - 800 m³/h

Collection

Design

EAN code

8034122367118



*The photograph is purely for information
It may not correspond to the selected version.*

FEATURES

Perimeter suction
Electronic control
Metallic grease filter,
removable and washable
Combined regenerable
Carbon.Zeo filter (optional)
Remote control (optional)
Dimmable led lighting
Dynamic LED Light (2700K -
5600K)
Dialogue system with auto
mode

OPTIONAL ACCESSORIES

KACL.1032#BF
Extension H700 Wall - White
KACL.1033#BF
Extension H960 Wall - White
KACL.961
Charcoal and Zeolite filter
105080053
Remote control

TECHNICAL FEATURES

Installation type
Wall
Dimensions
90 cm
Finishing
Painted white steel
Motor
800 m³/h
Type of control
Electronic control
Speed settings
4
Lighting
Strip Led - 2700 K / 5600 K
Minimum distance
Gas hob: 60 cm
Electric hob: 52 cm

PACKAGING:WEIGHTS AND VOLUMES

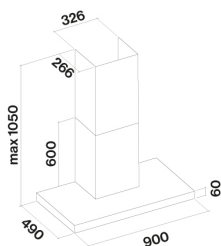
Gross weight
24 kg
Net weight
19 kg
Volumes
0.28 m³
Packaging size
Length
995 mm
Height
480 mm
Depth
595 mm

CONSUMPTION AND CONNECTION FEATURES

Maximum consumption
280 W
Voltage
220-240V
Frequency
50-60Hz

MOTOR TECHNICAL SHEET

Maximum capacity
641 m³/h
I.E.C. 61591
Maximum noise level
69 dB(A)re1pW
I.E.C.60704-2-13
Maximum pressure (Pa)
500 Pa
Max. motor power
245 W
ENERGY CLASS
A



PLANE PLUS

Version

Plus - Wall 90 cm - White - 800
m3/h

Collection

Design

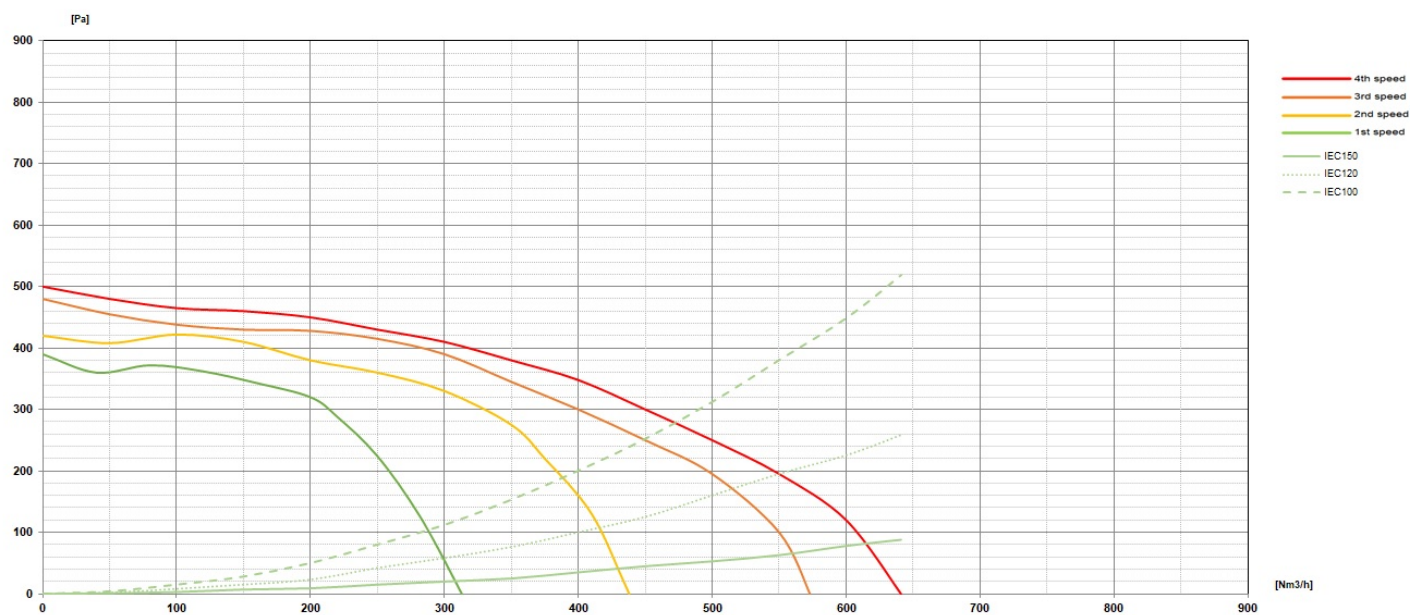
EAN code

8034122367118

MOTOR TECHNICAL SHEET

Motor speed	1	2	3	4
Noise level dB(A) _{re1pW-I.E.C.60704-2-13}	51	61	66	69
Capacity (m3/h) I.E.C.61591	313	468	573	641
Maximum pressure (Pa)	390	420	480	500
Motor Power (W)	145	175	215	245
Air outlet	150	150	150	150

CAPACITY / PRESSURE



PLANE PLUS

Version

Plus - Wall 90 cm - White - 800 m3/h

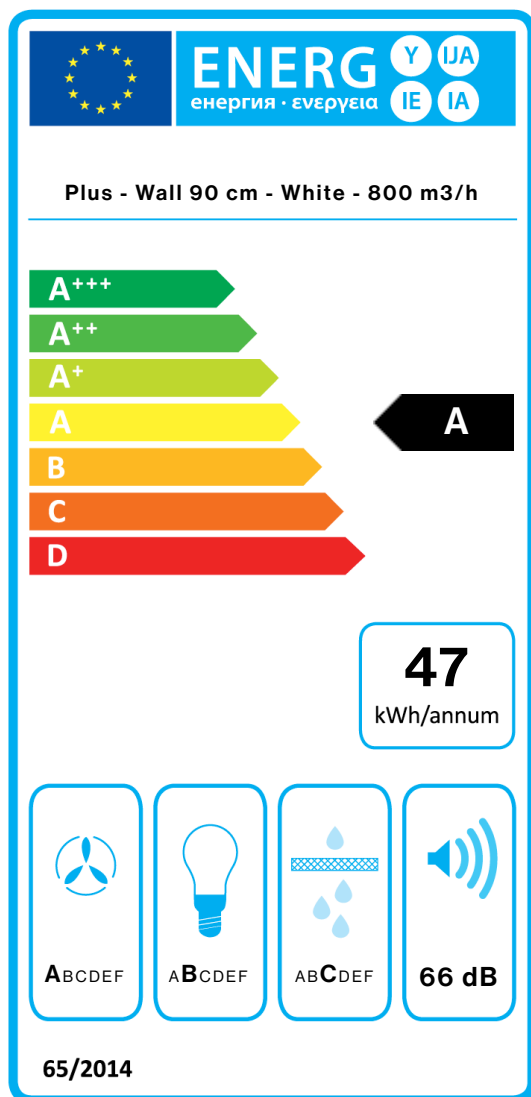
Collection

Design

EAN code

8034122367118

ENERGY LABEL



PF		
S	Falmec Spa	
M	Plus - Wall 90 cm - White - 800 m3/h	
AEC	46,9	kWh/a
EEC	A	
FDE	29,2	
FDEC	A	
LE	22,0	
LEC	B	
GFE	80,0	
GFEC	C	
Qmin	313,0	m ³ /h
Qmax	573,0	m ³ /h
Qboost	641,0	m ³ /h
SPEmin	51	dBa
SPEmax	66	dBa
SPEboost	69	dBa
PO	-	W
PS	0,48	W
PI		
F	0.9	
EEL	52,1	
Qbep	366,0	m ³ /h
Pbep	373	Pa
Qboost	641,0	m ³ /h
Wbep	130,0	W
WL	5,80	W
Emiddle	128	lex
Lwa-SPEmax	66	dBa

PF_Product fiche according to 65/2014 S_Supplier name / M_Model identification / AEC_Annual Energy Consumption (AEC hood) / EEC_Energy Efficiency class / FDE_Fluid Dynamic Efficiency (FDE hood) / FDEC_Fluid Dynamic Efficiency class / LE_Lighting Efficiency (LE hood) / LEC_Lighting Efficiency class / GFE_Grease Filtering Efficiency / GFEC_Grease Filtering Efficiency class / Qmin_Air flow (in m³/h) at min speed in normal use / Qmax_Air flow (in m³/h) at max speed in normal use / Qboost_Air flow (in m³/h) at intensive or boost setting (max air-flow) / SPEmin_Airborne acoustical A-weighted sound power emissions at min speed in normal use / SPEmax_Airborne acoustical A-weighted sound power emissions at max speed in normal use / SPEboost_Airborne acoustical A-weighted sound power emissions (in dB) at intensive or boost setting / PO_Power consumption in off mode (Po) / Ps_Power consumption in stand by mode (Ps). **PI_Additional information according to 66/2014** F_Time increase factor / EEL_Energy Efficiency Index / Qbep_Measured air flow rate at best efficiency point / Pbep_Measured air pressure at best efficiency point / Qboost_Maximum air flow / Wbep_Measured electric power input at best efficiency point / WL_Nominal power of the lighting system / Emiddle_Average illumination of the lighting system on the cooking surface / Lwa=SPEmax_Sound pressure level at the highest speed.